

Mission Success Starts With Safety



SSC Construction Contractor Safety Meeting

February 03, 2022



Mission Success Starts With Safety



Contact Info:

NASA Safety

Matthew Scott

matthew.r.scott@nasa.gov

228-688-1537

Construction Safety

Donna Dubuisson

donna.a.dubuisson@nasa.gov

228-688-1167

Construction Safety

Elizabeth Calantoni

elizabeth.calantoni@nasa.gov

228-688-1804

B2 Test Stand

Neil Toupin

neil.s.toupin@nasa.gov

228-688-1109

A1 Test Stand

<http://constructionsafety.ssc.nasa.gov/>



Mission Success Starts With Safety



Contact Info:

NASA Safety

Mike Rewis

mike.j.rewis@nasa.gov

228-688-2663

Construction Safety

Frank Olinger

milford.f.olinger@nasa.gov

228-688-1766

Construction Safety

Amanda Ball

amanda.s.ball@nasa.gov

228-688-1422

Construction Safety


Ronnie Good

ronald.w.good@nasa.gov

228-688-1487

Construction Safety

<http://constructionsafety.ssc.nasa.gov/>



Mission Success Starts With Safety



Contact Info:

BASTION/SACOM Safety

Donald Smith, CHST

donald.g.smith-1@nasa.gov

228-688-1085 phone

228-234-0639 Cell

Mark Bridenbeck, TES

mark.a.bridenbeck@nasa.gov

228-688-1732 phone

228-313-0188 Cell

John Lindsay, CSP

john.d.lindsay@nasa.gov

228-688-2557 phone

288-688-3503 fax


Will Davis

william.b.davis@nasa.gov

228-688-3193 phone

228-688-3503 fax

<http://constructionsafety.ssc.nasa.gov/>



Mission Success Starts With Safety



Construction Safety

SSC Construction Inspection
Safety Findings/Stats

January 2022



Construction Safety Report: 01 January – 15 January 2022

Findings: 0


Level 1 Severity : 0

(Corrected on the spot)

Level 2 Severity : 0

(Corrective action documented)

Mishaps: 0 / Close Calls: 0



Construction Safety Report: 16 January – 22 January 2022

Findings: 0


Level 1 Severity : 0

(Corrected on the spot)

Level 2 Severity : 0

On January 18, 2022, multiple sets of wire rope slings were observed with visible signs of defects and missing parts which appeared readily available for use within the construction zone.

Mishaps: 0 / Close Calls: 0



Mission Success Starts With Safety





Defective Rigging/Missing Safety Latch





Defective Rigging





Construction Safety Report: 23 January – 31 January 2022

Findings: 0


Level 1 Severity : 0

(Corrected on the spot)

Level 2 Severity : 0

(Corrective action documented)

Mishaps: 0 / Close Calls: 0




Discussion Topics

- SSC Safe at Work Protocol Updates
 - <https://sscsos.com/>
- Safety Observations
- On-site Superintendent Requirements
- 2022 SSC VPP Goals
- Other



Safety Observations





On-site Superintendence

FAR 52.236-6 Superintendence by the Contractor, at all times during performance of this contract and until the work is completed and accepted, the Contractor shall directly superintend the work or assign and have on the worksite a competent superintendent who is satisfactory to the Contracting Officer and has authority to act for the Contractor.

SSC 2022 VPP Goal #1

Promote awareness of proper housekeeping and material storage in facilities and on construction sites.

Safety, Health & Environmental Tracking (SHetrak) Findings

Housekeeping is more than a one-time initiative – it is continually monitored and audited. SSC maintains records of regular SSC walkthrough inspections in the Safety, Health & Environmental Tracking System (SHetrak). Inspection findings, including nonconformances related to fire safety and housekeeping, are also housed in the system. Employees and supervisors who work in the area of the finding have the primary responsibility to ensure these findings are resolved.



Industrial Areas



Office Areas



A Tidy Work Environment is a Safety Requirement!

SSC housekeeping requirements are included in the following documents:

- SPR 8715.1 - *Safety and Health Program Requirements*
- SCWI-8715-0005 - *Safety, Health, Housekeeping and Essential Item Inspections*
- SCWI-8715-0006 - *Electrical Safety Program*
- SCWI-8715-0008 - *Construction Safety and Health Program*
- SPLN-8838-0001 - *SSC Fire Protection/Prevention Program Plan*

SSC 2022 VPP Goal #2

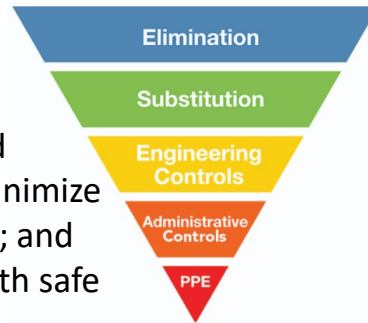
Increase awareness of work-related hazards and the required Personal Protective Equipment (PPE)

Hazard Identification

Effective controls protect workers from workplace hazards; help avoid injuries, illnesses, and incidents; minimize or eliminate safety and health risks; and help employers provide workers with safe and healthful working conditions.

To effectively control and prevent hazards:

- Involve workers, who have the best understanding of the conditions that create hazards
- Identify and evaluate options for controlling hazards
- Use a hazard control plan to guide the selection and implementation of controls and implement controls according to the plan
- Develop plans with measures to protect workers during emergencies and nonroutine activities
- Evaluate the effectiveness of existing controls to determine whether they continue to provide protection, or whether different controls may be more effective.



PPE




Personal protective equipment is designed to protect workers from serious workplace injuries or illnesses resulting from contact with chemical, radiological, physical, electrical, mechanical, or other workplace hazards. Besides face shields, safety glasses, hard hats, and safety shoes, protective equipment includes a variety of devices and garments such as goggles, coveralls, gloves, vests, earplugs, and respirators.

All employees who are required to wear PPE in the performance of their duties must complete the training required for their task-associated PPE. Training should include information on how to:

- Use the protective equipment properly
- Be aware of when and what type of PPE is required
- Understand the limitations of PPE
- Put on, adjust, wear, and take off PPE
- Proper PPE maintenance and storage

**PPE is the last line of defense.
Use it properly for maximum protection.**



SSC 2022 VPP Goal # 3

Increase employee awareness of driver safety.



There are always obstacles and hazards to be aware of when driving, which is why it's important to look around and stay alert.

Clearance Issues - When you're operating a large vehicle, there's an increased risk of hitting overhead objects. In past NASA incidents, large vehicles ran into ticket booth awnings, causing damage and in two cases, injury. Be aware of the height of your vehicle and look for low-hanging trees, electrical wires and low-entry points. As with turning, pay attention to side clearance as well.



Animal Strikes - While they aren't the most common incident at NASA, animal strikes can cause serious issues and vehicle damages. Incidents involve drivers striking — or in some cases, being struck by — alligators, hogs, birds and deer who entered the roadways unexpectedly. Scan the shoulders of the road ahead of you for possible wildlife and be extra cautious when driving in inclement weather, and at dawn and dusk.



Remember these driving rules to help prevent vehicle mishaps:

- Always signal before you begin to brake or make your turn.
- Reduce your speed before turning and be alert to traffic on all sides.
- Keep your wheels straight until you begin to make your turn. If your wheels are turned and you are hit from behind, your vehicle could be pushed into oncoming traffic.
- Pay attention to side clearance when turning. Check your mirrors often, stay in your lane and be aware of your proximity to other objects.
- Walk around the back of your vehicle before backing up and scan the entire distance – Utilize the GOAL process: Get Out And Look.
- Watch for pedestrians and bicyclists and be especially alert to individuals in wheelchairs, and people pushing strollers or pulling items behind them.





Questions



<http://constructionsafety.ssc.nasa.gov/>