



Mission Success Starts With Safety



Construction Safety

SSC Construction Inspection
Safety Findings/Stats

June 2019



Mission Success Starts With Safety



Contact Info:

NASA Safety

Mike Rewis

mike.j.rewis@nasa.gov

228-688-2663

288-688-3701 fax

Elizabeth Calantoni

elizabeth.calantoni@nasa.gov

228-688-1804

228-688-2760 fax

Donna Dubuisson

donna.a.dubuisson@nasa.gov

228-688-1167

228-688-3701 fax

<http://constructionsafety.ssc.nasa.gov/>



Mission Success Starts With Safety



Contact Info:

BASTION/SACOM Safety

Donald Smith, CHST

donald.g.smith-1@nasa.gov

228-688-1085 phone

228-688-3701 fax

Mark Bridenbeck, TES

mark.a.bridenbeck@nasa.gov

228-688-1732 phone

228-688-3701 fax

John Lindsay, CSP

john.d.lindsay@nasa.gov

228-688-2557 phone

288-688-3503 fax


Will Davis

william.b.davis@nasa.gov

228-688-3193 phone

228-688-3503 fax

<http://constructionsafety.ssc.nasa.gov/>



Construction Safety Report: 03 June – 07 June 2019

Findings: 0

Level 1 Severity : 0

(Corrected on the spot)

Level 2 Severity : 0

(Corrective action documented)

Mishaps: 0 / Close Calls: 0



Construction Safety Report: 10 June – 14 June 2019

Findings: 0

Level 1 Severity : 0


(Corrected on the spot)

Level 2 Severity : 0

(Corrective action documented)


Mishaps: 0 / Close Calls: 1

-B2 Restoration Project: On June 10, while cold cutting grating to move a light support on level 23, a section of grating (1.75" x 7.5") vibrated loose from a vice grip's grasp and fell to the next level, level 19.




Construction Safety Findings:





Investigation Information:

- The construction contractor verbally informed two NASA prime contractor personnel working on level 19, that they were going to cut a small section of grating on level 23. These prime contractor personnel were brought up to level 23 where the cut was to be made to view the anticipated work and then go back to level 19. The construction contractor cutting the grating could clearly see level 19 from their location on level 23, and as a precautionary measure asked the two personnel working on level 19 to remain working on the south side while the cut was being made on the north side of level 23. During cutting, the grating which was being held by a pair of vice grips vibrated fell loose from the tool's grasp to level 19.
- The construction contractor has now instituted additional protective measures including the following:
 - Affixing the material pieces being freed from the larger sections via tie-wire to the larger
 - Stationing a falling object watch at the lower level(s)
 - Barricading the lower level(s)



Construction Safety Report: 17 June – 21 June 2019

Findings: 0

Level 1 Severity : 0

(Corrected on the spot)

Level 2 Severity : 0

(Corrective action documented)

Mishaps: 0 / Close Calls: 0



Construction Safety Report: 24 June – 28 June 2019

Findings: 0

Level 1 Severity : 0

(Corrected on the spot)

Level 2 Severity : 0

(Corrective action documented)

Mishaps: 0 / Close Calls: 1

- **Building 4400 HPIW Facility**: On June 27, At Approximately 3 pm, a contractor struck and damaged a 5' section of grounding wire with an excavator while excavating for a concrete pad. SSC Form 1627 was completed and the incident was entered into NMIS # 19-100885. The wire was repaired by cad weld.



Construction Safety Findings:






Heat and Hydration Awareness Reminder

Things that can be done!

- All AHA's / SPA's MUST address Heat and Hydration daily.
- Heat topics included in all new hire orientations.
- Drinking water coolers are sanitized weekly and a log kept.
- Drinking water coolers are taped daily with the date of fresh water
- We encourage job rotations when working in direct sunlight.
- We encourage covers over workers in direct sunlight.
- Posted signs in all work areas:
 - Are you drinking enough water recommended intake.
 - Post heat index matrix in work areas.
 - Post urine color levels in portable johns.
- Monitor coolers all day for availability of cool water.
- Ask if staff is drinking water.
- Take breaks for hydration and in shaded areas as needed.
- Post a thermometer for quick temperature reference.
- Any worker feeling the effects of heat notify their supervisor immediately, remove them to a cool area and provide water.



Questions/Discussion



<http://constructionsafety.ssc.nasa.gov/>