



Mission Success Starts With Safety



---

# SSC Construction Contractor Safety Meeting

December 02, 2021



Mission Success Starts With Safety



# Contact Info:

NASA Safety

---

Matthew Scott

[matthew.r.scott@nasa.gov](mailto:matthew.r.scott@nasa.gov)

228-688-1537

Construction Safety

Donna Dubuisson

[donna.a.dubuisson@nasa.gov](mailto:donna.a.dubuisson@nasa.gov)

228-688-1167

Construction Safety

Robert Simmers

[robert.e.simmers@nasa.gov](mailto:robert.e.simmers@nasa.gov)

228-688-1877

B2 Test Stand

Neil Toupin

[neil.s.toupin@nasa.gov](mailto:neil.s.toupin@nasa.gov)

228-688-1109

A1 Test Stand

<http://constructionsafety.ssc.nasa.gov/>



Mission Success Starts With Safety



# Contact Info:

NASA Safety

---

Mike Rewis

[mike.j.rewis@nasa.gov](mailto:mike.j.rewis@nasa.gov)

228-688-2663

Construction Safety

Frank Olinger

[milford.f.olinger@nasa.gov](mailto:milford.f.olinger@nasa.gov)

228-688-1766

Construction Safety

Amanda Ball

[amanda.s.ball@nasa.gov](mailto:amanda.s.ball@nasa.gov)

228-688-1422

Construction Safety

Ronnie Good

[ronald.w.good@nasa.gov](mailto:ronald.w.good@nasa.gov)

228-688-1487

Construction Safety

<http://constructionsafety.ssc.nasa.gov/>



Mission Success Starts With Safety



# Contact Info:

BASTION/SACOM Safety

---

Donald Smith, CHST

[donald.g.smith-1@nasa.gov](mailto:donald.g.smith-1@nasa.gov)

228-688-1085 phone

228-234-0639 Cell

Mark Bridenbeck, TES

[mark.a.bridenbeck@nasa.gov](mailto:mark.a.bridenbeck@nasa.gov)

228-688-1732 phone

228-313-0188 Cell

John Lindsay, CSP

[john.d.lindsay@nasa.gov](mailto:john.d.lindsay@nasa.gov)

228-688-2557 phone

288-688-3503 fax

Will Davis

[william.b.davis@nasa.gov](mailto:william.b.davis@nasa.gov)

228-688-3193 phone

228-688-3503 fax

<http://constructionsafety.ssc.nasa.gov/>



Mission Success Starts With Safety




# Construction Safety

---

SSC Construction Inspection  
Safety Findings/Stats

November 2021



# Construction Safety Report: 1 November – 6 November 2021

---

**Findings: 0**


**Level 1 Severity : 0**

(Corrected on the spot)

**Level 2 Severity : 0**

(Corrective action documented)

**Mishaps: 0 / Close Calls: 0**



# Construction Safety Report: 7 November – 13 November 2021

---

**Findings: 0**

**Level 1 Severity : 0**


(Corrected on the spot)

**Level 2 Severity : 0**

(Corrective action documented)

**Mishaps: 0 / Close Calls: 1**

- On October 28, 2021 (reported November 8, 2021) It was discovered that power was being back fed to the to an Uninterrupted Power Supply (UPS) in the compressor areas of the High-Pressure Gas Facility. (Close Call #22-005 transferred to NMIS #21-101085)



# Construction Safety Report: 14 November – 30 November 2021

---

**Findings: 0**

**Level 1 Severity : 0**

(Corrected on the spot)

**Level 2 Severity : 0**

(Corrective action documented)

**Mishaps: 0 / Close Calls: 0**





# Discussion Topics

---

- SSC Safe at Work Protocol Updates
  - <https://sscsos.com/>
- Safety and Health Plans
- Recent Safety Observations
- Other




# Recent Safety Observations




Missing Guardrails






# Recent Safety Observations



Guardrails Leaning

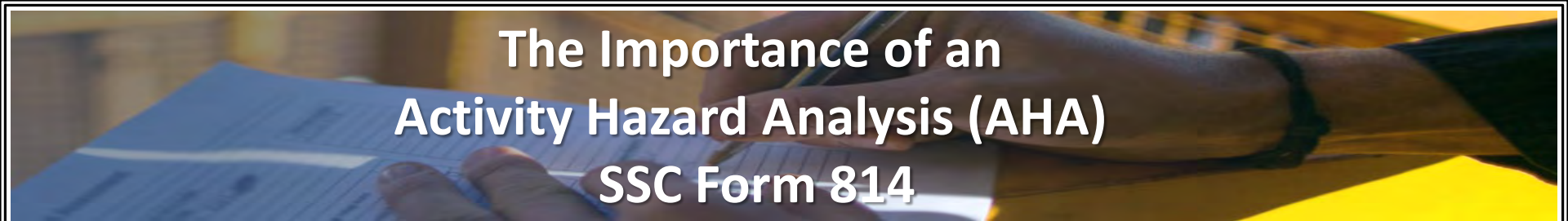




# Recent Safety Observations



Danger Tape not Maintained



# The Importance of an Activity Hazard Analysis (AHA) SSC Form 814

**Unidentified job hazards may sometimes seem to come out of left field, but an Activity Hazard Analysis (AHA) can help you catch and prevent mishaps and close calls *before* they occur.**

AHAs aren't explicitly required by the Occupational Safety and Health Administration (OSHA). However, the agency's Personal Protective Equipment (PPE) regulations for general industry – [1910.132\(d\)](#) – state that an employer shall “assess the workplace to determine if hazards are present, or are likely to be present, which necessitate the use of personal protective equipment.” One of the first steps in developing an AHA is to review the history of incidents, injuries, illnesses or near misses to determine which jobs pose the highest risk.

**In its guidance document, OSHA says priority should go to tasks:**

- ✓ That have the potential to cause severe or disabling injuries or illnesses, even if no history of previous incidents exists.
- ✓ In which one simple human error would lead to a severe injury or incident.
- ✓ That are new to the operation or have undergone changes in procedures and/or processes.
- ✓ That are complex enough to require written instructions.

AHAs can aid with training, performance standards, incident investigations and a reminder for employees to remain safety conscious. When workers read an AHA, they know exactly what's going to happen, and what PPE and tools are required.

**The following steps outline how to complete an HSA:**

1. Document the individual steps associated with the job task.
2. Include only one action for each step.
  - Write the description in active voice and in language that is easy to understand.
  - Keep directions simple but detailed enough to address hazards and identify safeguards.
  - Spell out all acronyms on first reference.
  - Include notes, cautions or warnings, as needed.
3. Identify the hazards for each step.
4. Identify applicable safeguards for each step, including PPE.
5. Review the list of hazards with workers who perform the job.
6. Identify ways to prevent or reduce the hazards, including training, controls and PPE.
7. Get AHA approval.
8. Review and update when required.

**Every employee has the responsibility and authority to stop working immediately if they believe that an unsafe and/or unhealthful work practice or condition exists that may seriously impact the safety or health of any employee, equipment or the environment.**





# Questions



<http://constructionsafety.ssc.nasa.gov/>